

A trip to Scotland – Einen Radiomoderator bei Interviews in Schottland begleiten (Klassen 9 und 10)

Ein Beitrag von Martina Waldron, Warnau

Zeigen Sie Ihren Schülerinnen und Schülern die packenden Aspekte Schottlands. Nutzen Sie deren Faszination, um die Hörverstehenskompetenz anhand authentischer Texte zu üben. Ihre Schüler werden bestimmt nicht mehr vergessen, dass der 15. Präsident der USA schottische Wurzeln hatte oder dass die Distel nur deshalb zum Symbol Schottlands wurde, weil ein Wikinger barfuß lief.

Authentische und altersgerechte Hörmaterialien ermöglichen es, Anforderungen der außerschulischen Realität motivierend zu üben.



© footprintimages.com/David Lichneker

Schottland – ein Teil Großbritanniens, aber fremdartig und spannend!

Das Wichtigste auf einen Blick

Kompetenzen:

- Hörverständnis anhand authentischer Texte schulen
- Authentische Texte lesen und verstehen
- Erweiterung des Landeskundewissens

Dauer:

5 Schulstunden









Niveau:

Klassen 9 und 10

Einbettung:

lehrwerksunabhängig einsetzbar

Materialübersicht

- 1. Stunde:** Joanna interviews Alan about his new radio show
- M 1 (Ws) Alan Buchanan meets Joanna  (Track 01)
- M 2 (Ws) How to create a project folder
- 2. Stunde:** Alan interviews Professor Tim McDonald on Scottish castles
- M 3 (Tr) That's Scotland!
- M 5 (Ws) Old McDonald and his castles  (Track 02)
- M 6 (Ws) An interview with Tim McDonald  (Track 02)
- 3. Stunde:** Alan talks to Ben Campbell about Scottish national parks
- Film (Fi) „Cairngorms National Park“  nur im Zusatzmaterial (Track 03)
- M 7 (Ws) Scottish national parks  (Track 03)
- 4. Stunde:** Alan interviews Susan, author of the book "Typically Scottish"
- M 4 (Tr) Typically Scottish
- M 8 (Ws) Typically Scottish – isn't it?  (Track 04)
- 5. Stunde:** Alan interviews Richard Mac Gregor, participant at the Highland Games
- M 9 (Ws) At the Highland Games  (Track 05)
- M 10 (Ws) Highland Games in a nutshell  (Track 05)

Legende der Abkürzungen

Fi: Film; **Tr:** Transparency; **Ws:** Worksheet



Die Hördatei, den Film und die Zusatzmaterialien finden Sie in der Zip-Datei

So können Sie kombinieren und kürzen

- Jede Stunde kann als **Einzelstunde** gehalten werden, wobei der situative Rahmen erst dann seinen Spannungsbogen ergibt, wenn die Materialien im Ganzen verwendet werden.
- **M 2** kann in leicht abgeänderter Form auch an jüngere Lerngruppen verteilt werden, die einen **Projektordner** erstellen sollen.
- Zu jeder Stunde sind **differenzierende Übungsmaterialien** als Zusatzmaterial in der Zip-Datei vorhanden.

Alan Buchanan meets Joanna

M 1

Joanna interviews Alan about his new radio show.

Task: Listen to the text carefully and fill in the gaps. "J" means Joanna, "A" means Alan.

J: So here we're back again after the _____ (1) and I can welcome my guest for the afternoon. Welcome Alan Buchanan.

A: Hi Joanna. It's nice to see you again.

J: Well Alan, you are known for your fantastic _____ (2) with really interesting people about not-so everyday topics and you have just finished a new series, haven't you?

A: Well, yes, correct. For the last _____ I have worked on a new series which will be broadcast in May. I talked to lots of different people and collected loads of information to make this series. In fact, quite a bit of _____ (4) was part of my work, too.

J: So what is this new series all about?

A: Oh, the topic is _____ (5).

J: That is interesting! Scotland is such a fascinating country. You are famous for your radio programmes on topics which are always somehow related to British _____ (6). So why is it that you decided to work on Scotland?

A: Well, it's pretty obvious that I am Scottish. As my family come from Scotland and I thought it would be exciting to talk about the beautiful country I come from. So I started off by looking into my _____ (7), which I find most fascinating and which led me to the other topics of the new series.

J: I don't know too many people who have looked into their family history. Do you mind telling us about it?

A: Not at all, Joanna. Well, first of all, my own name couldn't be more Scottish. The name 'Alan' is first reported to appear in Scotland in the _____ (8). And my surname 'Buchanan' is actually the name of a Scottish clan. I did a lot of research on my family tree and found out that the Buchanan Clan was a very famous and successful clan which was as early as the _____ (9). This is the first time the name is mentioned in historical documents. The Buchanans were given land by the then Scottish king for their support.

J: This is so impressive! Do you also know where the Buchanans built their castle?

A: Yes, that wasn't very difficult to find out. They settled near Loch Lomond, which is a lake north-west of _____ (10).

And did you find out any more details?

A: Well, you won't believe this – but, yes, I did. In the 14th century my whatever-he-is grandfather and the rest of the Buchanan clan supported the Scottish king Robert the Bruce in his fight against the _____ (11).

J: How thrilling is that. I love Scottish history – it sounds so romantic.

A: Well, Joanna, I promise you, it was not. I was either you win or you die. Times were hard and _____ (12).

How to create a project folder

M 2

1. What do I need?

- a ring binder¹
- A 4 paper with lines
- a ruler
- pens (or the computer, if you like)

2. What should my folder look like?

Your folder should have:

- a title page
- an index which tells your reader where he can find which information
- a cover page for each chapter
- numbered pages

3. What do I have to write on the title page?

- your name and class (example: John Smith, form 9 d)
- the school year (example: year 2009/2010)
- the title of the folder (example: Scotland)
- a drawing or picture which is related to the project's topic


4. What do I have to write on a cover page?

The cover page covers each individual chapter of your folder. Here, you only need to write the number and the title of the chapter. If you like, you can give it a nice design which should be related to the topic of the chapter.

5. What else do I need to do?

- number each page
- never write on the back of a page so that you can add material easily

¹ring binder: a small folder which can be used like a book



M 3

That's Scotland!

There is quite a lot to see in Scotland.



© footprintimages.com/David Lichtneker

M 4

Typically Scottish

What is typical?



© colourbox.com

Sie wollen mehr für Ihr Fach?

Bekommen Sie: Ganz einfach zum Download im RAABE Webshop.



Über 4.000 Unterrichtseinheiten
sofort zum Download verfügbar



Sichere Zahlung per Rechnung,
PayPal & Kreditkarte



Exklusive Vorteile für Abonnent*innen

- 20% Rabatt auf alle Materialien für Ihr bereits abonniertes Fach
- 10% Rabatt auf weitere Grundwerke



Käuferschutz mit Trusted Shops



Jetzt entdecken:
www.raabe.de