

What's in your lunchbox?

Wortschatzwiederholung für den Anfangsunterricht (Klassen 5/6)

Nach einer Idee von Manuela Olde-Daalhuis, Düsseldorf

Die Materialien

- M 1: Before the Christmas holidays
- M 2: Go Fish – rules of the game
- M 3: Go Fish – card game
- M 4: Words around school
- M 5: Interview your classmate

Zusatzmaterial auf CD

- M 3: Blankovorlage Spielkarten



© Thinkstock / Stock

Mithilfe eines Quartetts wiederholen Ihre Schüler spielend Wortschatz zum Thema „Schule“.

Das Wichtigste auf einen Blick

Kompetenzen:

- bekannten Wortschatz zum Thema „Schule“ wiederholen und festigen
- die Kompetenz „Sprechen“ trainieren
- kreativ mit Sprache umgehen
- die Fragebildung im *simple present* üben

Dauer:

1–2 Stunden (je nach Materialauswahl)

Niveau:

Klasse 5 und 6

Einbettung:

Das Material ist unabhängig vom Lehrwerk in Klasse 5 und 6 einsetzbar. Es eignet sich gut als Motivation nach Klassenarbeiten, vor den Ferien, als Einstieg ins neue Schul(halb)jahr oder in Vertretungsstunden.

Before the Christmas holidays

M 1



M2

Go Fish – rules of the game

Before you start:

- Form small groups (4 to 5 players).
- Sit around a table. One group member, the dealer, hands out the cards clockwise to the other players.
- 4 players = everyone gets eight cards. No card is left.
- 5 players = three players get six cards, two players get seven cards

How you can win: You need to get as many complete card sets of 4 as possible!

Let's play:

1. The player to the left of the dealer starts. Ask one of the other players for a card you need.



You: "Philipp, have you got the water bottle?"

Philipp: "Yes, I have. Here you go." (Philipp gives the card to you).

You: "Thank you."

Then you can ask someone else in the group for another card you need.

2. Philipp hasn't got the card. He answers: "No, I haven't. I'm sorry."








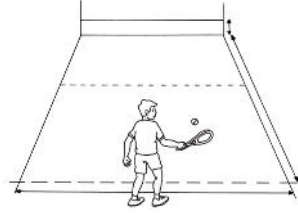


Now Philipp asks someone for a card he needs.

3. Whenever you have got a complete card set (= 4 cards), put it on the table.
4. The player with the most card sets wins the game.

Have fun!



in your school bag	in your school bag	in your school bag	in your school bag
			
water bottle	water bottle	water bottle	water bottle
exercise book	exercise book	exercise book	exercise book
pencil case	pencil case	pencil case	pencil case
ruler	ruler	ruler	ruler
in the school building	in the school building	in the school building	in the school building
			
classroom	classroom	classroom	classroom
canteen	canteen	canteen	canteen
library	library	library	library
gym	gym	gym	gym



2. What time is it?

Have a look at the clocks and write what time it is below!



1. *It's seven o'clock.* _____



2. _____



3. _____



4. _____



5. _____



6. _____



7. _____



8. _____

VORANSICHT