

How to travel – Spiele rund ums Thema „Reisen“ (Klassen 7/8)

Ein Beitrag von Konstanze Zander, Westerengel

Illustriert von Julia Lenzmann, Stuttgart

Die Materialien

- M 1: Activity – A trip around GB/the USA
- M 2: I went to the USA/GB and I visited ...
- M 3: Who makes the longest sentence?
- M 4: Find someone who
- M 5: Travelling – Trimino
- M 6: Cruise – Word Search
- M 7: Going on a cruise
- M 8: Going by plane – Role plays I/II
- M 9: Travelling by car
- M 10: Going by bus – A city trip to London/
New York
- M 11: How to travel – A quiz



Reisen mit dem Auto, Bus, Flugzeug oder Schiff bietet viele Anlässe für ein Gespräch.

Zusatzmaterial auf CD
M 1 Spielplan USA



© Thinkstock/iStock

Das Wichtigste auf einen Blick

Kompetenzen:

- Vokabular aus dem Bereich *travelling* lernen und festigen
- Sehenswürdigkeiten und nationale Besonderheiten wiederholen
- englische Spielregeln verstehen

Dauer:

Eine oder mehrere Schulstunden (je nach Materialauswahl und Methode)

Niveau:

Klasse 7/8

Einbettung:

lehrwerkunabhängig einsetzbar

M7

Going on a cruise

Task

Cut out all the pieces. Put the three matching boxes together: Picture, word and definition. Glue them on an extra sheet.



control centre of the ship		place where the food is prepared	
	bridge	place where you sleep	tender ship
cabin	is dropped into the water	the rear of the ship	
stern		harbour	galley
entrance/exit area of the ship	gangway		transports passengers to the dock
	an area of water where ships can shelter	anchor	

VORANSICHT

© Hafeni; Colourbox, Kabine: Thinkstock/Creatas. Alle anderen: Thinkstock/Stock

Going by plane – Role plays I

M 8

Task: Read your card and act out a dialogue with your partner.

AT THE AIRPORT



Check-in agent

A1


- wants to see: ticket, passport
- wants to have the luggage
- the luggage is too heavy


Passenger

A2


- has to show: ticket, passport
- drops off luggage



Security woman

B1


- checks clothes and shoes
- finds problems with handbag

Passenger

B2


- goes through security checks
- has to open handbag



Check-in agent

C1


- asks for seat preferences on the plane
- describes way to the gate

Passenger

C2


- wants to have a seat at the window in row 17
- can't find gate 34

Travelling by car

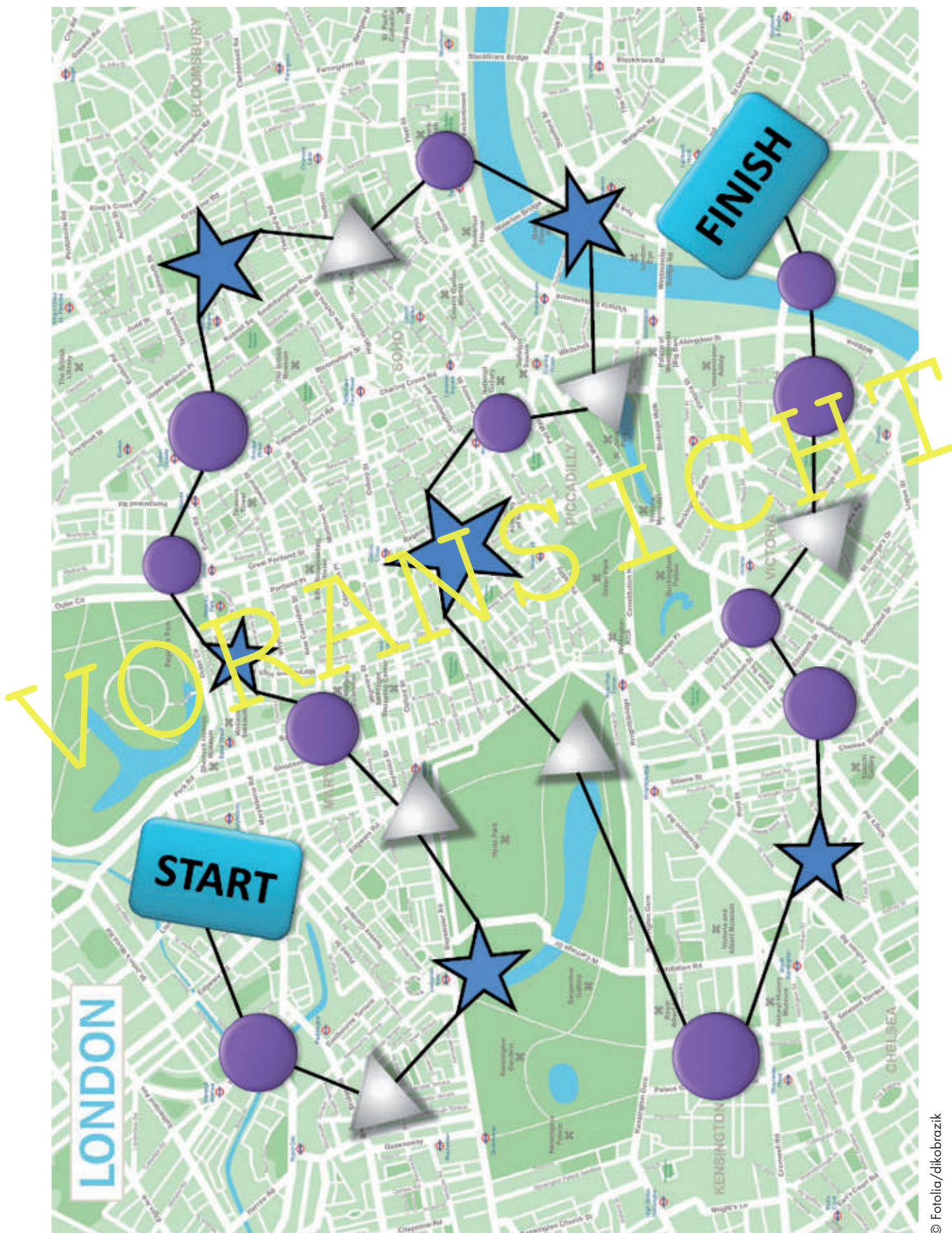
M 9



© Thinkstock/iStock

Going by bus – A city trip to London


M 10



© Fotolar/dikobrazik

M 11

How to travel – A quiz



© Calourbox

→	
2	We have a ... in an expensive hotel.
5	How do you call the bedroom on a ship?
7	It's the most important person on a ship.
10	The ... bus stops at all the sights.
11	A journey on the sea is called a ...
12	We stay on a camping site and sleep in a ...

↓	
1	I'm here on holiday. I'm a ...
3	The rear of the ship is called the ...
4	Don't forget your ... at the airport.
6	It's too sunny, let's go to the ...
8	For checking in, you need your ... and your ticket.
9	The control centre of the ship is the ...