


B.VII.31

Case studies – Applying your skills to find solutions

How to use gender-inclusive language – Geschlechterneutrale Sprache im Englischen erarbeiten

Andrea Sach



© RAABE 2024

© kaptn/Adobe Stock

Businessman, stewardess oder chairman – wie wir sprechen, beeinflusst, wie wir denken. Das Thema „Gendern“ wird in unserer Gesellschaft kontrovers diskutiert. Die englische Sprache unterscheidet sich aufgrund fehlender geschlechtbezogener Artikel von der deutschen. In dieser Unterrichtseinheit befassen sich die Lernenden mit der Art und Weise, wie fehlende Genderneutralität erkannt und eine faire Sprache hergestellt werden kann. Sie greift Beispiele geschlechtsspezifischer Sprache im Englischen auf, führt den Diskurs über und sensibilisiert für das Thema.

KOMPETENZPROFIL

Niveau: B1/B2, Differenzierungsmaterial für A2

Dauer: 7 Unterrichtsstunden inkl. Test/LEK

Kompetenzen: 1. Wortschatz: geschlechtsneutrale Formulierungen und Wortschatz verwenden; 2. Rezeptive Kompetenzen: einen Text und Videos verstehen; 3. Produktive Kompetenzen: über eigene Erfahrungen und Meinungen sprechen und schreiben

Thematische Bereiche: *vocabulary, society, gender, gender equality, language*

Auf einen Blick

1./2. Stunde

Thema: Introduction to the topic

M 1 **Gender stereotypes: How do you feel about it? – Watching a video** / Video anschauen und als Einstieg Stereotypen erkennen und einordnen, Wortschatz zum Thema Stereotype festigen (EA), anhand von Bildern Stereotype erkennen und benennen (PA, PL)

M 2 **Discuss gender stereotypes – Share your experiences** / Eigene Erfahrungen und die der anderen Lernenden sammeln und diskutieren, weitere Stereotype zusammentragen und diskutieren (EA, PA, PL), genderspezifischen Wortschatz aktivieren (EA, PA)

M 3 **Discovering stereotypes – Gender-specific adjectives** / Genderspezifische Adjektive sprechen und die Problematik diskutieren (GA)

Benötigt:

- Beamer/Whiteboard oder Dokumentenkamera zur Ergebnissicherung von M 1 und ggf. zur Vergrößerung der Bilder
- Abspielmöglichkeit von Video in M 1
- Digitale Version oder Ausdruck von M 1

3.–5. Stunde

Thema: Learning gender-neutral vocabulary

M 4 **What is gender-neutral language – Find out why and how we (should) use it** / Introduction anhand eines Textes erarbeiten (EA) und Fragen zum Text beantworten (GA), Schlussfolgerung ziehen (EA)

M 5 **Gender-specific expressions in everyday life – How to visualise them** / Geschlechtsspezifische Alltagssprache in neutrale Sprache umwandeln (EA, PA, PL)

M 6 **Gender-neutral language in professional life – How to achieve it** / Geschlechtsneutrale Wortwahl bezüglich Jobbezeichnungen kennenlernen und einüben (PA)

Benötigt:

- Beamer/Whiteboard oder Dokumentenkamera zur Ergebnissicherung von M 4, M 5.
- Digitale Version oder Ausdruck von M 4, M 6.



6./7. Stunde

Thema: Digging deeper into gender language

M 7 **English third-person pronouns – Is there a way out of it? /** Aus einem YouTube-Video Informationen herausarbeiten (EA/PA/PL), das Gelernte im eigenen Social-Media-Account anwenden (EA, PA)

M 8 **LEK: Vocabulary and sentences – Check what you have learnt /** Gendergerechtes Vokabular aktivieren und anwenden (EA)

Benötigt:

- Abspielmöglichkeit für das Video in M 8.
- Internetzugang und eigene Smartphones, um auf Social-Media-Profil zuzugreifen.
- Beamer/Whiteboard oder Dokumentenkamera zur Ergebnissicherung von M 8 und M 9.

Minimalplan

Sie haben nur drei Stunden zur Verfügung? So können Sie die wichtigsten Lerninhalte erarbeiten:

1. Stunde: Introduction to the topic M 1
 2./3. Stunde: Learning gender-neutral vocabulary M 4–M 6

Zusatzmaterialien im Online-Archiv bzw. in der ZIP-Datei

ZM1_Vocabularylist Vokabelliste zur gesamten Einheit
 ZM2_Portfolio Ich-kann-Portfolio zur Selbstevaluation



M 1



Gender stereotypes: How do you feel about it? – Watching a video

Unfortunately, every now and then everybody is confronted with stereotypes. Which stereotypes are there?

Tasks

1. Watch the YouTube video in class. You may watch it twice: <https://raabe.c...stereotypes>
2. In the video, there are four gender stereotypes that are common in our society. List the ones that are mentioned in the video (there are two too many).

Stereotype	Presented in the video (✓)
a) Women like to take care of their appearance, for men this is not important.	
b) Men must not cry – emotion and sensitivity are not connected to “being a man”.	
c) Doctors are supposed to be male, nurses are supposed to be female.	
d) Women are not good at sports – really good athletes are usually male.	
e) Women cry all the time, especially when they have a bad grade at school.	
f) Men and boys are expected to be better at science and maths than women or girls. (This also implies that girls are not as good as boys.)	

3. There are a number of stereotypical terms connected to being a man or a woman. Can you match these German terms with the English ones in the list?

athletisch – auf das Aussehen achten – gefühlvoll – gut aussehend – sensibel – technisch begabt – vernünftig

a) athletic	
b) emotional	
c) handsome	
d) sensitive	
e) sensitive	
f) (to) take care of one’s appearance	
g) technically gifted	

M 4



What is gender-neutral language? – Find out why and how we (should) use it

There are ways to use gender-neutral language which does not exclude or discriminate.

Tasks

1. Read the text about gender-neutral language. You can also read the text in pairs.


Every day, we make thousands of decisions, including what to wear and eat and how to handle little problems or unexpected moments that pop up. The way we speak introduces more of those choices. But, unlike many of the other decisions we make, the way we use language can significantly affect those around us. Language can make people feel respected, or it can make them feel excluded, and it's all in the way we choose to use it. That's where gender-neutral language comes into play. Here's what you should know about it and how to work it into your daily life. [...]

What is gender-neutral language?

Gender-neutral language is simply a way of talking about people without assuming their gender. For example, it's referring to someone you don't know as "they" rather than using the pronoun "he" or "she," or addressing a group as "everyone" rather than "hey, guys." Luckily, the English language is relatively gender-neutral in many respects. For instance, many nouns (think: "writer," "president," or "robot") are gender-neutral. However, that doesn't mean that gendered language is uncommon. In fact, gendered language has been a part of our lexicon for a long time. (The United States' Declaration of Independence even proclaims that "all men are created equal.") So you may not realize when you're using gendered language, even as it shapes how you see the world. Using gender-neutral language is an important habit because it demonstrates respect for people of all backgrounds, genders, and beliefs, and it includes everyone in the conversation. [...] One of the common areas where gendered language may appear is in an office or a workspace. For example, a professional email used to start with a form of address, like "Mr." or "Mrs./Ms.". However, if you don't know the recipient's preferred pronouns, the one you select may not align with their gender identity. So when in doubt, choose a gender-neutral alternative, like "Mx.," or – better still – use the person's full name without a title. If you're not familiar with the person you're addressing, you can address their profession or group without noting their gender, such as "Dear Professor," "Dear Members of the Board".

Gender-neutral alternatives to gendered words

While many English words are naturally gender-neutral, some still carry gendered connotations. [...] Masculine structures are often taken as the "default form" of expression, meaning that we tend to automatically (in our minds) assign male gender roles to neutral nouns like "footballer" or "surgeon" or "army officer"



© kaptn/Adobe Stock

Gender-specific expressions in everyday life – How to transform them

M 5



Find out how gender-inclusive language can be achieved in everyday life.

Tasks

- The examples give you an idea what gender-specific or gender-exclusive language is. Try to visualise the situation. Do you see male or female people? Underline.
 - A good doctor should know his patients' fears. male / female
 - A nurse should be friendly to her patients. male / female
 - A hairdresser always takes care of her appearance. male / female
 - A builder should always wear his safety boots. male / female

These examples make us believe that doctors are usually male, hairdressers are usually female etc. But of course, there are female doctors and male nurses in the world. Our everyday language, however, often still focuses on these traditional conceptions. Gender-neutral language picks up these traditional conceptions and thus transforms our way of one-sided thinking.

- There are different ways to express sentences in gender-neutral (or gender-inclusive) language. Have a look at the box where there is one example. With your partner, read the sentences aloud.




TIP – Example of gender-neutral language

Gender-specific:

A good doctor should know the fears of his patients.

Gender-neutral:

- A good doctor should know the fears of his or her patients 😊 or
- A good doctor should know the fears of their patients 😊 or
- Good doctors should know the fears of their patients.



As you see, using the plural form and the personal pronoun “their” is the best way to address this issue.

- Now you! Transform the sentences into gender-neutral language.
 - A nurse should always be friendly to her patients.

- A good manager should always get to know his employees.

- A builder should always wear his safety hat.

Take a look at the quotation known all over the world – the first human being on the moon, Neil Armstrong, said these words when he stepped onto the Moon on 20 July 1969. In class, think of a way how this sentence could be made into gender-neutral language.

“That’s one small step for (a) man, one giant step for mankind.”

Sie wollen mehr für Ihr Fach?

Bekommen Sie: Ganz einfach zum Download im RAABE Webshop.



Über 5.000 Unterrichtseinheiten
sofort zum Download verfügbar



Webinare und Videos
für Ihre fachliche und
persönliche Weiterbildung



Attraktive Vergünstigungen
für Referendar:innen
mit bis zu 15% Rabatt



Käuferschutz
mit Trusted Shops



Jetzt entdecken:
www.raabe.de