


Welcome to the tourist information centre! – Giving information about New York sights

Nach einer Idee von Sophie Heidrich, Detmold und Barbara Schneider, Rös Rath

Statue of Liberty, Times Square, Central Park und Empire State Building – die Stadt New York mit ihren zahlreichen, berühmten Sehenswürdigkeiten ist eines der beliebtesten Reiseziele der Deutschen für Städtereisen.

In dieser Unterrichtseinheit erarbeiten Ihre Schüler wichtige Informationen, um New-York-Reisende fachkundig beraten zu können: Sie erweitern ihr landeskundliches Wissen zur Stadt New York, deren fünf Stadtteilen sowie beliebten Sehenswürdigkeiten. Anhand eines realitätsnahen Beratungsgesprächs in einer New Yorker Touristeninformation trainieren die Lernenden ihr Hörverstehen. Anschließend verfassen sie in Partnerarbeit ein eigenes Beratungsgespräch, in dem ein Tourist Tipps zur Tagesplanung erhält. Hierzu erarbeiten sie mithilfe kurzer Texte selbstständig wichtige Informationen zu ausgewählten Sehenswürdigkeiten und trainieren dabei ihre Lesekompetenz.



New York ist seit Jahren eines der beliebtesten Reiseziele der Deutschen für Städtereisen.

VORANSICHT

Mit Hörbeispielen auf CD!

Das Wichtigste auf einen Blick

Kompetenzen

- das Wissen über die Stadt New York und deren Sehenswürdigkeiten erweitern
- ein Beratungsgespräch in einer Touristeninformation selbstständig verfassen
- Informationen zu Sehenswürdigkeiten nennen und erfragen
- Hör- und Sachtexten Informationen entnehmen

Dauer

4 Schulstunden

Niveau

B1

Ihr Plus

16 übersichtliche Info-Texte zu beliebten Sehenswürdigkeiten in New York

Materialübersicht

1. Stunde The city of New York – the basic facts

[M 1 \(Ws\) Welcome to New York! – Facts about the city](#)



Track 13, CD 15

[M 2 \(Tx\) Manhattan & Co. – getting to know New York's boroughs](#)

2. Stunde At the tourist information – a conversation about New York sights

[M 3 \(Tx\) How can I help you? – A conversation at the tourist information](#)



Track 14, CD 15

3./4. Stunde At the tourist information – writing a dialogue scene

[M 4 \(Ws\) Writing a dialogue scene – task sheet](#)



Track 15, CD 15

[M 5 \(Ca\) Tourists from everywhere in New York – role cards](#)

[M 6 \(Tx\) What's the plan? – List of New York's top sights](#)

[M 7 \(Ws\) What's important? – Reading the texts](#)

[M 8 \(Tx\) I love NYC! – Texts on New York sights](#)

[M 9 \(Voc\) Talking about sightseeing at the tourist information centre – useful phrases](#)

[M 10 \(Ws\) How good was the dialogue? – Feedback sheet](#)

Bedeutung der Abkürzungen

Ca: Cards; **Tx:** Text; **Voc:** Vocabulary sheet; **Ws:** Worksheet

Minimalplan

Sie haben nur zwei Stunden zur Verfügung? So können Sie die wichtigsten Inhalte erarbeiten:

1./2. Stunde: At the tourist information – writing a dialogue scene

M 4–M 10

Zusatzmaterialien auf CD

[M1 Zusatz A2](#)

(einfacheres Arbeitsblatt mit vorgegebenen Antwortmöglichkeiten)



[M2 Zusatz Stadtplan Manhattan](#)

(Stadtplan von Manhattan zum Ausdrucken)

[M3 Zusatz B2](#)

(anspruchsvolleres Arbeitsblatt mit mehr Lücken)

[M3 Zusatz Transkript](#)

(vollständiges Transkript des Hörtextes)

[M8 Zusatz Flashcards](#)

(Karten mit stichwortartigen Informationen zu den Sehenswürdigkeiten)

Writing a dialogue scene – task sheet

M 4

This task sheet will help you to write a dialogue scene that takes place at a tourist information centre.



CD 15;
Track 15



© Thinkstock/iStock

The situation

Kim, a German trainee, is working at a tourist information centre in New York at the moment. Takashi, Irina, Lucia and Jason come to the tourist information centre and ask Kim for tips about what they could do in New York the next day.

Tasks

Step 1 Choose the sights and make a plan for the tourist

- Get together with a partner. Choose between Takashi, Irina, Lucia and Jason and read the role card carefully.
- Choose three sights that “your” tourist could be interested in from the list of sights. Then go and get the three texts about the sights you have chosen.

Step 2 Get information about the sights

- Read the texts about the sights carefully and fill in the grid on the worksheet.
- Compare results with your partner.

Step 3 Write the dialogue scene


Together with your partner write a dialogue between Kim and the tourist in which they talk about three different sights. The phrases on the language support will help you.

You could mention the following information:

- ... location, admission fees and opening hours of the three sights
- ... what you can see or do there
- ... what is special/important about them
- ... why the sights could be interesting for the tourist

Step 4 Act out the dialogue

Practise the dialogue scene. Speak as freely as possible. Be prepared to act it out in class.



© Fotolia

Tourists from everywhere in New York – role cards

M 5

NYC is one of the most popular cities in the world. Tourists from all over the world come here.

Task: Read through the role cards and choose one of the tourists.



Takashi (60) from Japan

Takashi is in New York with his wife. It's their first time in the city. Today they visited the Statue of Liberty and Ellis Island. Takashi is looking for a good plan for the next day. As he's a successful business man, money doesn't play a role. He and his wife are interested in American history and culture. And they would like to take great photos. Takashi's wife also really enjoys shopping.

Irina (43) from Russia

Irina is on holiday in New York with her partner and her son (5). On their first two days in the city they visited all of the must-sees in Manhattan: the Empire State Building, Times Square, Brooklyn Bridge, Grand Central Station and so on. But her son didn't enjoy the sightseeing at all. He got really annoyed and wants to go home. Tomorrow she would like to do something that her son will enjoy, too.



Lucia (21) from Mexico

Lucia has just arrived in New York with a group of girls. The flight to New York was a real bargain and they're looking forward to spending an exciting day in the city. The girls would like to take great photos, have fun and enjoy the fantastic weather. Unfortunately, they're quite short of money and need the ultimate plan for "New York on a budget".

Jason (38) from the UK

Jason is on a business trip in New York. Tomorrow he's going to have one day off and he needs a plan for a fun and exciting day in the city. It's OK for him to spend some money, but not too much. He has already been to New York and knows almost all of the popular sights. He is especially interested in sports and hip hop music.



What's the plan? – List of New York's top sights

M 6

Get an overview of the best things to see and do in New York City.



The top five attractions in Manhattan

1. **Times Square:** Visit the world's most popular tourist attraction.
2. **Central Park:** Go to a beautiful park that you will know from Hollywood films.
3. **Brooklyn Bridge:** Walk over the famous bridge between Manhattan and Brooklyn.
4. **The Empire State Building:** Enjoy the view from one of NYC's highest buildings.
5. **Ground Zero and One World Trade Center:** See where the 9/11 attack took place.



More things to do and see in Manhattan

6. **Museum of Natural History:** See skeletons of dinosaurs and other animals.
7. **Harlem:** Visit a neighbourhood known for African American music and culture.
8. **Rockefeller Center:** Visit the "Top of the Rock" and enjoy the view over NYC.
9. **Street art:** Go and see fascinating graffiti and other outdoor art in Manhattan.



Shopping and rides in Manhattan

10. **Roosevelt Island Aerial Tramway:** Take a ride in a cable car (*Seilbahn*) and enjoy the great view over Downtown Manhattan for only two dollars.
11. **Macy's:** Go shopping on the ten floors of one of the world's largest department stores.
12. **Niketown:** Go shopping for a new sporty outfit in Niketown, a store on five floors.




Top things to do and see outside Manhattan

13. **The Statue of Liberty/Ellis Island:** Take a photo in front of the world's most famous statue and see where immigrants from all over the world arrived.
14. **Coney Island/Brighton Beach:** Spend a fun day on the beach in Brooklyn.
15. **The Yankee Stadium:** Visit the home stadium of the NY Yankees in the Bronx.
16. **Bronx Zoo:** Discover more than 600 different species (*Tierarten*) in the Bronx Zoo.

I love NYC! – Texts on New York sights


M 8

1	Times Square
<p>Times Square is in Manhattan at the crossroads¹ of Broadway and 7th Street. About 300,000 people cross Times Square every day. So it is one of the busiest places in New York. It is one of the world's most visited tourist attractions, with nearly 40 million visitors per year. Its nickname is "The Crossroads of the World".</p> <p>In the 19th century a lot of businesses opened there. And in 1904 the newspaper "The New York Times" moved into a new skyscraper³ on the square. This is why the square's name is "Times Square" today.</p> <p>There are a lot of big cinemas, TV studios, hotels and restaurants at Times Square and many events take place there. Films, musicals, theatre productions, parades – there is always something going on at Times Square while you are in New York. And you absolutely must see all the neon signs, especially the famous Coca Cola and Toshiba signs.</p>	
<p> www.timessquarenyc.org</p>	
<p>1 crossroads: die Kreuzung – 2 business: hier: die Firma, das Geschäft – 3 skyscraper: der Wolkenkratzer</p>	



39 million people visit Times Square every year!

© Thinkstock/Creatas

2	Central Park
<p>Central Park is a very beautiful park in the centre of Manhattan. It opened in 1858 and has been very popular with tourists as well as New Yorkers ever since. You can see it in a lot of Hollywood films.</p> <p>About 40 million people visit the park every year to go for walks, to have picnics or to visit one of the many events that take place there. There are lakes, woodlands, an ice-skating rink, athletic fields, concert stages, an open-air theatre and a zoo. You can explore the park on foot, on skates or by bike.</p> <p>For your perfect day in New York, you could rent¹ a rowboat² at the Loeb Boathouse. You can find it at the northeast corner of the largest of Central Park's lakes, which is simply named "The Lake". Spend the day on the water and admire³ the things you can see in the park, like the famous Bow Bridge or Bethesda Terrace, a square with a fountain in the middle. Bring along a picnic! Central Park is open all year round, and the best thing is: it does not cost a cent!</p>	
<p> www.centralparknyc.org; www.thecentralparkboathouse.com</p>	
<p>1 to rent: mieten, leihen – 2 rowboat: das Ruderboot – 3 to admire sth.: etw. bewundern</p>	



Central Park in Manhattan is in many Hollywood films.

© Fotolia

3

Brooklyn Bridge

From Brooklyn Bridge you have a wonderful view of Manhattan. And it is free! The bridge crosses the East River and connects¹ Manhattan and Brooklyn. It is one of the oldest suspension bridges² in the world. It is about 130 years old. It is one of New York's most famous attractions. Some people say it's one of the most beautiful attractions. You can cross the bridge on foot for a nice walk. It takes about half an hour each way. There is a walkway for pedestrians³ and cyclists⁴ in its centre. More than 4,000 pedestrians and 3,000 cyclists cross it each day!



Every day more than 4000 people cross Brooklyn Bridge on foot.!

There are six traffic lanes⁵ for cars under the walkway. In the film "Madagascar" you can see Brooklyn Bridge in a night scene where four penguins are flying over it. It is also in the computer game Sim City 3000.



brooklyn.about.com/od/brooklynbridge

1 **to connect sth.:** etw. verbinden – 2 **suspension bridge:** die Hängebrücke – 3 **pedestrian:** der/die Fußgänger/-in – 4 **cyclist:** der/die Radfahrer/-in – 5 **traffic lane:** die Fahrspur

© Thinkstock/iStock

4

Empire State Building

The Empire State Building is the second highest skyscraper¹ in New York. The famous building in Midtown Manhattan has 102 floors² and is 381 metres high.

From its top you have wonderful views over Manhattan and the other boroughs of New York. There is an observation deck³ on the 86th floor from where you have a view of the city in all directions. There is also another observation deck on the 102nd floor. Wear warm clothes! It is usually quite windy up there.

The lobby⁴ of the building has a beautiful ceiling⁵ with gold and aluminum, and a marble⁶ floor.

On special days such as Halloween or Christmas there are fascinating light shows at the top of the building.

The Empire State Building is open every day, even at weekends and holidays, from 8 a.m. to 2 a.m. Tickets are \$27 for adults and \$23 for children up to the age of 12.



The Empire State Building is the second highest tower in New York.



www.esbnyc.com

1 **skyscraper:** der Wolkenkratzer – 2 **floor:** hier: das Stockwerk – 3 **observation deck:** die Aussichtsplattform – 4 **lobby:** der Eingangsbereich – 5 **ceiling:** die Decke – 6 **marble:** der Marmor

© Thinkstock/Creatas