

V/260

Unterrichtsmagazin

## A British Christmas – Weihnachtsstunden mit Kurzvideos und Literatur (Klassen 6, 8, 10)

Clarissa Bittner, Kempten

Illustrationen von Julia Lenzmann, Stuttgart



© RAABE 2020

© Gary Yeowell/DigitalVision

Jedes Jahr vor den Weihnachtsferien wünsche ich die Lernenden im Unterricht etwas „Besonderes“. Diese Materialsammlung bietet Ihnen dafür viele Stundenideen für die Klassen 6, 8 und 10. Mit „*Merry Christmas Mr Bean!*“ lernen die Schülerinnen und Schüler auf humorvolle Weise britische Weihnachtstraditionen kennen. Dickens’ „*A Christmas Carol*“ ermöglicht einen literarischen Zugang zum Thema und der Werbespot „*The Greatest Gift*“ greift die Diskrepanz zwischen besinnlichen Grundgedanken und hektischem Alltag auf. Viel Spaß und erholsame Ferien!

### KOMPETENZPROFIL

**Klassenstufe:**

*Merry Christmas Mr Bean*: Kl. 6; *A Christmas Carol*: Kl. 8;

*The greatest gift*: Kl. 10 (oder eine starke 9. Klasse)

**Dauer:**

*Merry Christmas Mr Bean*: 1 Unterrichtsstunde; *A Christmas Carol*:

2 Unterrichtsstunden; *The Greatest Gift*: 1 Unterrichtsstunde

**Kompetenz:**

*Merry Christmas Mr Bean*: Watching/Listening, Speaking;

*A Christmas Carol*: Reading, Writing;

*The Greatest Gift*: Watching/Listening, Speaking, Writing

**Thematische Bereiche:**

Weihnachten

**Material:**

Texte, Arbeitsblätter

## Auf einen Blick

### Modul 1: Jahrgangsstufe 6

**Thema:** *Merry Christmas Mr Bean!* – Watching and learning about British Christmas traditions

**M 1** **Watching *Merry Christmas Mr Bean*** / Ansehen und Verstehen des Kurzfilms

**M 2** **After Watching *Merry Christmas Mr Bean*** / Aktives Vertiefen des Themas „Weihnachten“ anhand verschiedener Folgeaktivitäten

**Benötigt:**  PC mit Internetzugang (YouTube) oder DVD, Beamer

### Modul 2: Jahrgangsstufe 8 (Doppelstunde)

**Thema:** Charles Dickens' *A Christmas Carol*

**ZM 1** **Charles Dickens – A life** / Ausfüllen eines Lückentextes zum Leben Charles Dickens' auf dem Fundament eines Kurzvideos

**M 3** ***A Christmas Carol* – The characters** / Kennenlernen der Charaktere des *Christmas Carol* anhand eines Lehrervortrags

**ZM 2** ***A Christmas Carol* – The characters (differentiated)** / Differenzierungsvariante zum M 3 für leistungsschwächere Lernende mit Inhalts-/Sprachhilfen zur Charakterisierung

**M 4** ***A Christmas Carol* – Marley's ghost** / Lesen/Anhören den ersten Teils der Weihnachtsgeschichte (Bearbeitung)

**M 5** ***A Christmas Carol* – The three ghosts** / Erschließen des Plots

**M 6** ***A Christmas Carol* – What could the ending be like?** / Antizipieren und Erfahren des Ausgangs der Geschichte

**M 7** ***A Christmas Carol* – The end of it** / Lesen/Anhören den letzten Teils der Weihnachtsgeschichte (Bearbeitung)

### Modul 3: Jahrgangsstufe 10

**Thema:** Sainsbury's Christmas spot "*The Greatest Gift*"

**M 8** ***The Greatest Gift* – Exercises** / Inhaltliches Erschließen und Vertiefen des Spots

**M 9** ***The Greatest Gift* – Lyrics** / Hörsehverstehensübung anhand eines Lückentexts

**Benötigt:**  PC mit Internetzugang (YouTube), Beamer

### Minimalplan

Modul 1: M 2 ist fakultativ einsetzbar. Hier finden sich Aktivitäten unterschiedlicher Länge, die nicht alle durchgeführt werden müssen. Sie können teilweise eingesetzt werden oder bei Zeitknappheit auch ganz entfallen.

# Watching *Merry Christmas Mr Bean*

M 1

Do the following exercises while you are watching.



## Part 1: In the shop

Find the right endings for sentences 1–7. Write a–g in the box behind the sentence beginnings.



- |   |  |
|---|--|
| 1. Mr Bean sees Santa Claus <input type="checkbox"/>                      | a) and the shop goes dark.               |
| 2. Mr Bean tests Christmas decoration <input type="checkbox"/>            | b) are in the game, too.                 |
| 3. Mr Bean tests Christmas lights <input type="checkbox"/>                | c) because they can live in nice houses. |
| 4. Mr Bean plays with <input type="checkbox"/>                            | d) and lifts his beard.                  |
| 5. A dinosaur and a helicopter <input type="checkbox"/>                   | e) with a police officer.                |
| 6. Mary, Joseph and the baby have a happy ending <input type="checkbox"/> | f) and it breaks.                        |
| 7. A shop assistant stops Mr Bean's game <input type="checkbox"/>         | g) Mary, Joseph and Jesus.               |

## Part 2: Listening to the band

Put the events of the second part in the right order. Write 1–7 in the box behind the sentences.



- Mr Bean watches a thief who steals things from people. He takes all the stolen things and hands them to the band leader.
- He meets his girlfriend. She shows him what she wants for Christmas.
- The band plays what Mr Bean wants.
- Mr Bean steals a Christmas tree.
- Mr Bean tests Santa Claus's beard, but it's real!
- The band leader takes away the money and Mr Bean is the band leader.
- He listens to a band and helps the band leader to come up with a new song.

## Part 3: Christmas preparations

Tick (✓) the Christmas things you can see at Mr Bean's house. Be careful – you can't see all of them!



Christmas stocking	Christmas pudding	Christmas presents
		

© zoloton/AdobeStock

© RTimages/AdobeStock

© Rudzhan/AdobeStock

## After watching *Merry Christmas Mr Bean*

M 2

### Tasks

1. Talk to five students in your class: What is the funniest part of the film for you? Why?

**TIP:** Some words and expressions you can use:

I like part ... / I think part ... is the best because ... / ... Mr Bean is like a little child when he ... / ... he takes money from the thief but steals something, too / ... Mr Bean doesn't understand that ... / ... his girlfriend / the carol singers / the shop assistant react in a funny way when ...

Choose one of these tasks.

2. Make and write a Christmas card for someone you like.
3. Listen to a Christmas carol and read the lyrics (text).
4. Find out more about the British Christmas traditions you see in Part 3 and tell your class about them. Also talk about Christmas traditions in Germany.
5. Write about Christmas in your family. Do you celebrate Christmas or is there another special day like Christmas? Who celebrates with you? What food have you eaten? What do you do on that day? What is the best thing on that day? Read the text to your class or to some of your classmates.

## Charles Dickens' *A Christmas Carol* – The characters

M 3

### Tasks

1. Listen to your teacher. Then write down the names of each person.

Jacob Marley



Ebenezer Scrooge  
at the beginning



Fred



<p>_____</p> <p>_____</p> <p>_____</p> <p>_____</p> <p>_____</p> <p>_____</p>	<p>_____</p> <p>_____</p> <p>_____</p> <p>_____</p> <p>_____</p> <p>_____</p>
---	---

at the end

Bob Cratchit




Illustrations: Julia Lenzmann

2. As a warning, Marley's ghost comes to Scrooge. Listen to or read the text on M 4 and find out what happens between them.

M 8

**The Greatest Gift – Exercises**



**Tasks**

1. What do you associate with "Christmas"? Write down 10 words. Exchange ideas in class.
2. Watch the clip without any sound (–1:55) and write down what the main character is doing.
  - \_\_\_\_\_ at \_\_\_\_ o'clock
  - goes to the bathroom
  - has a quick \_\_\_\_\_ on the go
  - sits on the \_\_\_\_\_
  - goes to \_\_\_\_\_ to the toy factory
  - stands in a \_\_\_\_\_ to buy some presents
  - is at a Christmas \_\_\_\_\_ where everyone's dancing
  - tries to go home by \_\_\_\_\_
  - when he's at home, he \_\_\_\_\_ his \_\_\_\_\_
  - \_\_\_\_\_
  - finds a gingerbread man that looks like \_\_\_\_\_
3. Now listen to the first part and fill in the gaps on the extra sheet.
4. What is the song and the film about? Write –2 sentences.

---

---

---

---

---

---

5. What do we learn about the man? (family, work, life ...) Name 3 details. Write sentences.

---

---

---

---

---

---

6. Now watch and listen to the rest of the clip and fill in the gaps on the extra sheet.
7. What are the positive and negative aspects of Christmas time? Use the hints given in the clip and add your own ones.

positive aspects	negative aspects

8. Discuss with your partner: What do you like and don't like about Christmas?
9. The clip was Sainsbury's (like Edeka/Rewe) Christmas ad. Write down: What is its message? And why do you think did Sainsbury's make a clip like this?

Message: \_\_\_\_\_

---

---

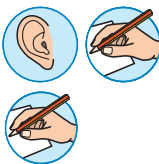
---

Why Sainsbury's made a clip like this: \_\_\_\_\_

---

---


---



VORBRANSICHT



# Der RAABE Webshop: Schnell, übersichtlich, sicher!



## Wir bieten Ihnen:



Schnelle und intuitive Produktsuche



Übersichtliches Kundenkonto



Komfortable Nutzung über  
Computer, Tablet und Smartphone



Höhere Sicherheit durch  
SSL-Verschlüsselung

**Mehr unter: [www.raabe.de](http://www.raabe.de)**